

BlueBay Funds - BlueBay Emerging Market Aggregate Short Duration Bond Fund G-

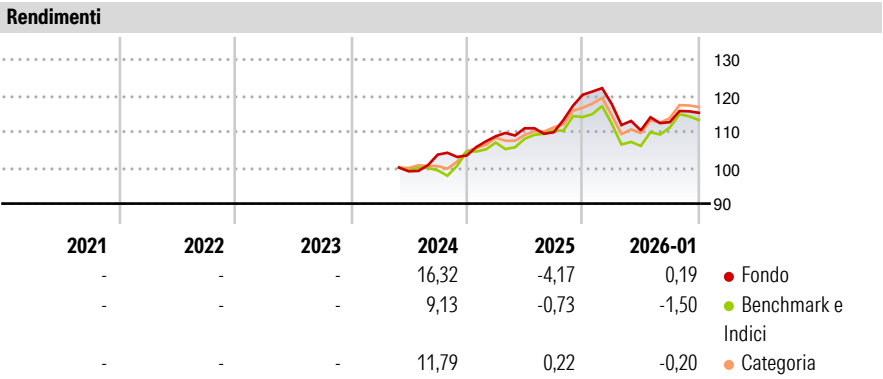
Categoria Morningstar™
USD (MIDIV)
Fondo di Investimento Emergenti

Benchmark Morningstar
Morningstar Emerging Markets Sovereign
Bond GR USD
Usato nel Report

Benchmark Dichiarato
J.P. Morgan JEMB Hard Cur Cr1-3Yr.TR USD

Morningstar Rating™
Senza rating

Obiettivo d'Investimento Dichiarato
The Sub-Fund is actively managed and targets better returns than its benchmark, the JP Morgan Emerging Market Blend Hard Currency Credit 50-50 1-3 year Index, by investing in a portfolio of short duration fixed income securities issued by entities domiciled in Emerging Market Countries while taking into account ESG considerations. There are no restrictions on the extent to which the Sub-Fund's portfolio and performance may deviate from the ones of the benchmark. As part of the investment process, the Investment Manager has full discretion over the composition of the Sub-Fund's portfolio and may take exposure to companies, countries or sectors not included in the benchmark.

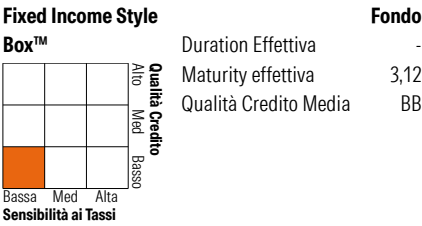
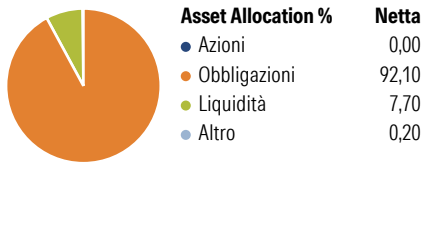


Misure di Rischio			
3Y Alpha	-	3Y Sharpe Ratio	-
3Y Beta	-	3Y Std Dev	-
3Y R-Squared	-	3Y Risk	-
3Y Info Ratio	-	5Y Risk	-
3Y Tracking Error	-	10Y Risk	-
Basati su Morningstar Emerging Markets Sovereign Bond GR USD (dove applicabile)			

Rend. Cumulati %	Fondo	Bmk	Cat	Rendimenti Trimestrali %	Q1	Q2	Q3	Q4
3-Mesi	0,48	-2,20	0,43	2026	-	-	-	-
6-Mesi	3,08	3,06	5,33	2025	-2,15	-6,21	2,08	2,29
1-Anno	-4,60	-2,87	-0,32	2024	5,17	2,06	-1,00	9,48
3-Anni Ann.ti	-	-	-	2023	-	-	4,67	-0,22
5-Anni Ann.ti	-	-	-	2022	-	-	-	-
10-Anni Ann.ti	-	-	-					

Rendimenti aggiornati al 03/02/2026

Portafoglio 31/12/2025



Credit Quality %	Fond	Credit Quality %	Fond
AAA	1,45	BBB	27,67
AA	5,42	BB	37,61
A	4,84	B	10,46
		Below B	12,38
		Not Rated	0,17

Titoli principali		
Nome	Settore	%
2 Year Treasury Note Future...	—	15,44
Argentina (Republic Of) 0.75%	—	1,99
Romania (Republic Of) 1.375%	—	1,93
Ecopetrol S.A. 8.625%	—	1,77
SK Hynix Inc. 4.25%	—	1,72
Stillwater Mining Co. 4%	—	1,66
Panama (Republic of) 3.875%	—	1,60
Ecuador (Republic Of) 0%	—	1,56
Istanbul Buyuksehir...	—	1,54
Petroleos Mexicanos Sa De CV...	—	1,45
% Primi 10 Titoli sul Patrimonio		30,65
Numero Complessivo di Titoli Azionari		0
Numero Complessivo di Titoli Obbligazionari		181

Fixed Income Sector Weightings %		Fondo
Governativo		44,28
Societario		54,46
Cartolarizzazioni		0,00
Enti Locali		0,00
Liquidità ed equivalenti		-2,01
Derivati		3,26
Coupon Range %		Fondo
0 coupon		3,18
Da 0 a 4 cedole		27,26
Da 4 a 6 cedole		32,49
Da 6 a 8 cedole		24,18
Da 8 a 10 cedole		10,18
Da 10 a 12 cedole		1,80
Oltre 12 cedole		0,91

Scadenze %		Fondo
da 1 a 3		43,10
da 3 a 5		28,49
da 5 a 7		3,61
da 7 a 10		1,12
da 10 a 15		0,00
da 15 a 20		0,00
da 20 a 30		0,00
oltre 30		0,00

Anagrafica

Società di Gestione	BlueBay Funds Management Company S.A.	Patrimonio Classe (Mln)	0,54 USD	Investimento Min. Ingresso	-
Telefono	-	(03/02/2026)		Investimento Min. Successivo	-
Web	www.bluebayinvest.com	Domicilio	LUSSEMBURGO	T.E.R.	0,60%
Data di Partenza	05/05/2023	Valuta del Fondo	USD	Spese correnti	0,60%
Nome del Gestore	Anthony Kettle	UCITS	Si	Commissione di incentivo	-
	Jana Velebova	Inc/Acc	Inc		
	Polina Kurdyavko	ISIN	LU2511551785		
Data Inizio Gestione	11/07/2019				
NAV (03/02/2026)	USD 106,02				

BlueBay Funds - BlueBay Emerging Market Aggregate Short Duration Bond Fund G-

Patrimonio Netto (Mln)
USD (MIDIV)

249,62 USD