

# Vontobel Fund - TwentyFour Sustainable Strategic Income Fund - H (hedged) -

**Categoria Morningstar™**  
CHF Acc CHF Covered

**Benchmark Morningstar**  
Morningstar Global Core Bond GR Hedged N/A  
CHF  
Usato nel Report

**Benchmark Dichiarato**  
N/A

**Morningstar Rating™**  
Senza rating

## Obiettivo d'Investimento Dichiarato

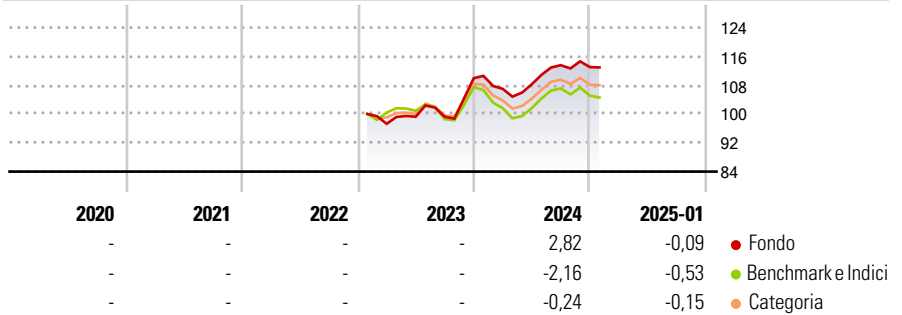
The Fund seeks to achieve an attractive level of income along with the opportunity for capital growth. The Sub-Fund shall invest in, adhering to the principle of risk diversification, the fixed-income asset class on a relative value basis by selecting eligible securities from the worldwide (including emerging markets) range of fixed interest and floating rate securities including government, supra-national, corporate bonds, contingent convertible bonds and asset-backed securities. The Sub-Fund may invest in instruments from issuers with all types of market capitalization, including small- and mid-caps. There shall be no constraints on the rating of the securities and thus the Sub-Fund may invest up to 100% of its net assets in high yield...

## Misure di Rischio

3Y Alpha	-	3Y Sharpe Ratio	-
3Y Beta	-	3Y Std Dev	-
3Y R-Squared	-	3Y Risk	-
3Y Info Ratio	-	5Y Risk	-
3Y Tracking Error	-	10Y Risk	-

Basati su Morningstar Global Core Bond GR Hedged CHF (dove applicabile)

## Rendimenti



## Rend. Cumulati %

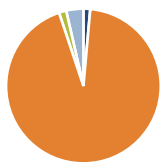
	Fondo	Bmk	Cat
3-Mesi	1,32	-0,14	0,14
6-Mesi	0,47	-1,69	-0,77
1-Anno	3,18	-0,79	-0,06
3-Anni Ann.ti	-	-	-
5-Anni Ann.ti	-	-	-
10-Anni Ann.ti	-	-	-

Rendimenti aggiornati al 03/02/2025

## Rendimenti

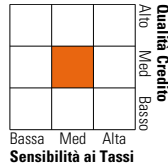
	Q1	Q2	Q3	Q4
<b>Trimestrali %</b>				
2025	-	-	-	-
2024	-2,68	1,19	4,89	-0,46
2023	-	2,00	0,00	10,79
2022	-	-	-	-
2021	-	-	-	-

## Portafoglio 31/12/2024



Asset Allocation %	Netta
Azioni	1,42
Obbligazioni	93,48
Liquidità	1,52
Altro	3,59

## Fixed Income Style Box™



	Fondo
Duration Effettiva	3,87
Maturità effettiva	5,74
Qualità Credito Media	BB

## Credit Quality %

Fond	Credit Quality %	Fond	Credit Quality %
0		0	
AAA	29,91	BBB	34,55
AA	0,00	BB	26,08
A	2,35	B	5,05
		Below B	0,00
		Not Rated	2,05

## Titoli principali

Nome	Settore	%
United States Treasury Notes...	—	8,62
Germany (Federal Republic...	—	5,98
United States Treasury Notes...	—	4,46
Barclays PLC 8.5%	—	1,73
Penta Clo 2021-2 Designated...	—	1,63
United States Treasury Bonds...	—	1,45
Nationwide Building Society	🏠	1,42
Pension Insurance...	—	1,15
Rothsay Life PLC 6.875%	—	1,12
Phoenix Group Holdings PLC...	—	1,05
% Primi 10 Titoli sul Patrimonio		28,59
Numero Complessivo di Titoli Azionari		1
Numero Complessivo di Titoli Obbligazionari		162

## Fixed Income Sector Weightings %

	Fondo
🏛️ Governativo	22,38
🏢 Societario	55,13
🏠 Cartolarizzazioni	20,89
🏘️ Enti Locali	0,00
🏦 Liquidità ed equivalenti	2,20
📄 Derivati	-0,61

## Coupon Range %

	Fondo
0 coupon	0,00
Da 0 a 4 cedole	20,88
Da 4 a 6 cedole	40,02
Da 6 a 8 cedole	15,21
Da 8 a 10 cedole	19,11
Da 10 a 12 cedole	4,18
Oltre 12 cedole	0,60

## Scadenze %

	Fondo
da 1 a 3	4,12
da 3 a 5	7,79
da 5 a 7	5,70
da 7 a 10	52,34
da 10 a 15	16,69
da 15 a 20	1,01
da 20 a 30	6,80
oltre 30	5,56

## Anagrafica

Società di Gestione	Vontobel Asset Management S.A.	Patrimonio Classe (Mln)	0,00 CHF	Investimento Min. Ingresso	-
Telefono	-	Domicilio	LUSSEMBURGO	Investimento Min. Successivo	-
Web	www.vontobel.com	Valuta del Fondo	CHF	T.E.R.	-
Data di Partenza	26/01/2023	UCITS	Si	Spese correnti	-
Nome del Gestore	-	Inc/Acc	Acc	Commissione di incentivo	-
Data Inizio Gestione	26/01/2023	ISIN	LU2549759822		
NAV (03/02/2025)	CHF 106,67				
Patrimonio Netto (Mln)	36,11 GBP				

(31/12/2024)