

Vontobel Fund - TwentyFour Sustainable Strategic Income Fund - HG (hedged)

Categoria Morningstar™
EUR Acc
 Obbligazioni e Azioni Globali - EUR

Hedged

Benchmark Morningstar

Morningstar Global Core Bond GR Hedged N/A

EUR

Usato nel Report

Benchmark Dichiarato

N/A

Morningstar Rating™

Senza rating

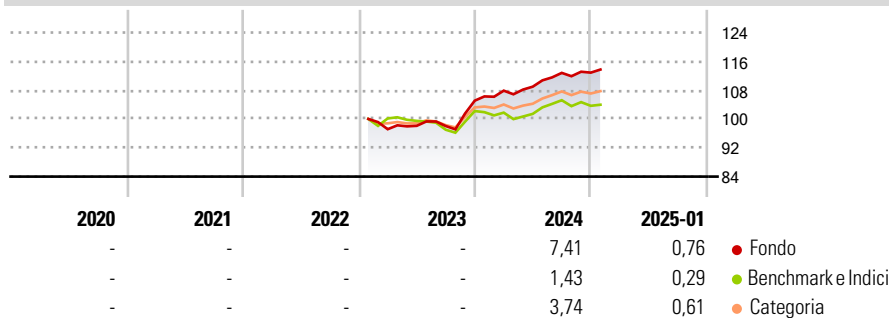
Obiettivo d'Investimento Dichiarato

The Fund seeks to achieve an attractive level of income along with the opportunity for capital growth. The Sub-Fund shall invest in, adhering to the principle of risk diversification, the fixed-income asset class on a relative value basis by selecting eligible securities from the worldwide (including emerging markets) range of fixed interest and floating rate securities including government, supra-national, corporate bonds, contingent convertible bonds and asset-backed securities. The Sub-Fund may invest in instruments from issuers with all types of market capitalization, including small- and mid-caps. There shall be no constraints on the rating of the securities and thus the Sub-Fund may invest up to 100% of its net assets in high yield...

Misure di Rischio

3Y Alpha	-	3Y Sharpe Ratio	-
3Y Beta	-	3Y Std Dev	-
3Y R-Squared	-	3Y Risk	-
3Y Info Ratio	-	5Y Risk	-
3Y Tracking Error	-	10Y Risk	-

Basati su Morningstar Global Core Bond GR Hedged EUR (dove applicabile)

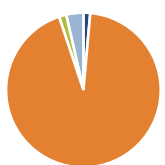
Rendimenti

Rend. Cumulati %

	Fondo	Bmk	Cat
3-Mesi	2,10	0,71	1,20
6-Mesi	3,30	0,51	1,89
1-Anno	8,03	2,99	4,44
3-Anni Ann.ti	-	-	-
5-Anni Ann.ti	-	-	-
10-Anni Ann.ti	-	-	-

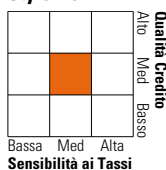
Rendimenti aggiornati al 06/02/2025

Rendimenti

	Q1	Q2	Q3	Q4
2025	-	-	-	-
2024	2,65	1,02	3,51	0,06
2023	-	0,97	-0,06	7,19
2022	-	-	-	-
2021	-	-	-	-

Portafoglio 31/12/2024


Asset Allocation %	Netta
● Azioni	1,42
● Obbligazioni	93,48
● Liquidità	1,52
● Altro	3,59

Fixed Income Style Box™


	Fondo
Duration Effettiva	3,87
Maturità effettiva	5,74
Qualità Credito Media	BB

Credit Quality %	Fond	Credit Quality %	Fond
AAA	29,91	BBB	34,55
AA	0,00	BB	26,08
A	2,35	B	5,05
		Below B	0,00
		Not Rated	2,05

Titoli principali

Nome	Settore	%
United States Treasury Notes...	—	8,62
Germany (Federal Republic...	—	5,98
United States Treasury Notes...	—	4,46
Barclays PLC 8.5%	—	1,73
Penta Clo 2021-2 Designated...	—	1,63
United States Treasury Bonds...	—	1,45
Nationwide Building Society	🏠	1,42
Pension Insurance...	—	1,15
Rothsay Life PLC 6.875%	—	1,12
Phoenix Group Holdings PLC...	—	1,05
% Primi 10 Titoli sul Patrimonio		28,59
Numero Complessivo di Titoli Azionari		1
Numero Complessivo di Titoli Obbligazionari		162

Fixed Income Sector Weightings %

	Fondo
🏛️ Governativo	22,38
🏢 Societario	55,13
🏠 Cartolarizzazioni	20,89
🏘️ Enti Locali	0,00
🏦 Liquidità ed equivalenti	2,20
📄 Derivati	-0,61

Coupon Range %

	Fondo
0 coupon	0,00
Da 0 a 4 cedole	20,88
Da 4 a 6 cedole	40,02
Da 6 a 8 cedole	15,21
Da 8 a 10 cedole	19,11
Da 10 a 12 cedole	4,18
Oltre 12 cedole	0,60

Scadenze %

	Fondo
da 1 a 3	4,12
da 3 a 5	7,79
da 5 a 7	5,70
da 7 a 10	52,34
da 10 a 15	16,69
da 15 a 20	1,01
da 20 a 30	6,80
oltre 30	5,56

Anagrafica

Società di Gestione	Vontobel Asset Management S.A.	Patrimonio Classe (Mln)	0,00 EUR	Investimento Min. Ingresso	50.000.000 EUR
Telefono	-	(06/02/2025)		Investimento Min. Successivo	-
Web	www.vontobel.com	Domicilio	LUSSEMBURGO	T.E.R.	-
Data di Partenza	26/01/2023	Valuta del Fondo	EUR	Spese correnti	0,62%
Nome del Gestore	-	UCITS	Si	Commissione di incentivo	-
Data Inizio Gestione	26/01/2023	Inc/Acc	Acc		
NAV (06/02/2025)	EUR 114,05	ISIN	LU2549761059		
Patrimonio Netto (Mln)	36,11 GBP				

(31/12/2024)