

Premium Selection UCITS ICAV - abrdn Emerging Markets Corporate Bond A

Categoria Morningstar™

Dism USD

Emerging Markets Corporate Paesi Emergenti

Benchmark Morningstar

Morningstar Emerging Markets Corporate

Bond 10% China Capped GR USD

Usato nel Report

Benchmark Dichiarato

JP Morgan CEMBI Broad Diversified

Morningstar Rating™

Senza rating

Obiettivo d'Investimento Dichiarato

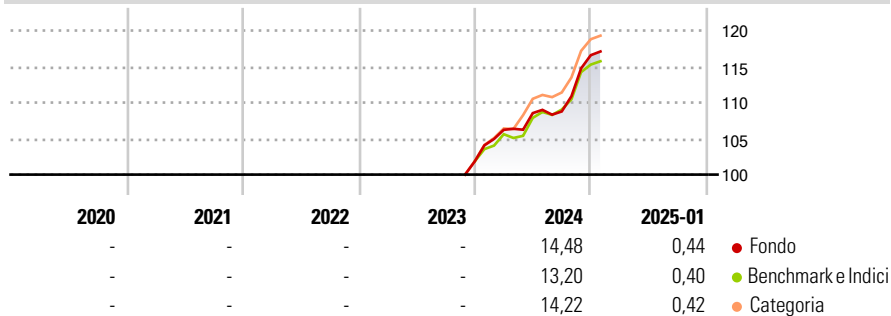
The investment objective of the Fund is to achieve a combination of income and growth by investing in debt securities. The Fund aims to achieve its investment objective by investing primarily (and at all times at least 67% of its Net Asset Value (NAV)) in debt securities and debt-related securities issued by corporate issuers (including government-owned corporate issuers) with their registered office or principal place of business in an emerging market and/or which carry out the preponderance of their business activities (as determined by the Investment Manager) in an emerging market, and/or by holding companies that have the preponderance of their assets invested in corporations with their registered office in an emerging market and/or...

Misure di Rischio

3Y Alpha	-	3Y Sharpe Ratio	-
3Y Beta	-	3Y Std Dev	-
3Y R-Squared	-	3Y Risk	-
3Y Info Ratio	-	5Y Risk	-
3Y Tracking Error	-	10Y Risk	-

Basati su Morningstar Emerging Markets Corporate Bond 10% China Capped GR USD (dove applicabile)


Rendimenti



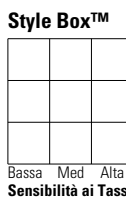
Rend. Cumulati %	Fondo	Bmk	Cat	Rendimenti Trimestrali %	Q1	Q2	Q3	Q4
3-Mesi	6,01	5,23	5,77	2025	-	-	-	-
6-Mesi	9,43	8,33	9,19	2024	4,31	2,18	0,21	7,18
1-Anno	12,24	11,80	12,34	2023	-	-	-	-
3-Anni Ann.ti	-	-	-	2022	-	-	-	-
5-Anni Ann.ti	-	-	-	2021	-	-	-	-
10-Anni Ann.ti	-	-	-					

Rendimenti aggiornati al 07/02/2025

Portafoglio 30/09/2024



Fixed Income Style Box™



Duration Effettiva

Maturità effettiva

Qualità Credito Media

Fondo

Credit Quality %

Fond

Credit Quality %

Fond

0

0

Titoli principali

Nome	Settore	%
Ms Liquid-Usd Liq-Inst	-	1,29
JSC National Company...	-	1,17
Teva Pharmaceutical Finance...	-	1,00
Tengizchevroil Finance...	-	0,94
Teva Pharmaceutical Finance...	-	0,86
Puma International Financing...	-	0,82
AES Andres B.V. 5.7%	-	0,81
ADNOC Murban RSC Ltd. 4.5%	-	0,77
Ecopetrol S.A. 4.63%	-	0,77
Africa Finance Corporation...	-	0,75
% Primi 10 Titoli sul Patrimonio		9,18
Numero Complessivo di Titoli Azionari		0
Numero Complessivo di Titoli Obbligazionari		287

Fixed Income Sector Weightings %

	Fondo
Governativo	5,02
Societario	90,33
Cartolarizzazioni	0,00
Enti Locali	0,00
Liquidità ed equivalenti	4,75
Derivati	-0,10

Coupon Range %

	Fondo
0 coupon	1,31
Da 0 a 4 cedole	18,40
Da 4 a 6 cedole	35,62
Da 6 a 8 cedole	26,27
Da 8 a 10 cedole	16,31
Da 10 a 12 cedole	1,66
Oltre 12 cedole	0,44

Scadenze %

	Fondo
da 1 a 3	15,53
da 3 a 5	26,33
da 5 a 7	20,96
da 7 a 10	18,22
da 10 a 15	6,95
da 15 a 20	3,02
da 20 a 30	5,68
oltre 30	0,98

Anagrafica

Società di Gestione	Three Rock Capital Management Limited	Patrimonio Classe (Mln)	20,95 USD	Investimento Min. Ingresso	1.000 USD
Telefono	-	Domicilio	IRLANDA	Investimento Min. Successivo	-
Web	-	Valuta del Fondo	USD	T.E.R.	1,60%
Data di Partenza	29/11/2023	UCITS	Si	Spese correnti	1,60%
Nome del Gestore	-	Inc/Acc	Inc	Commissione di incentivo	0,00%
Data Inizio Gestione	29/11/2023	ISIN	IE000SYMQ680		
NAV (07/02/2025)	USD 103,09				

Premium Selection UCITS ICAV - abrdn Emerging Markets Corporate Bond A

Patrimonio Netto (Mln)

609,18 USD

Dism USD
