

LO Funds - Fallen Angels Recovery Syst. Multi Ccy Hdg X1, (EUR) MA

Categoria Morningstar™

Obligazionari Globali High Yield - EUR
Hedged

Benchmark Morningstar

Morningstar Global High-Yield Bond GR
Hedged EUR
Usato nel Report

Benchmark Dichiarato

Bloomberg Gbl Corp x-EM FA 3% IC TR USD

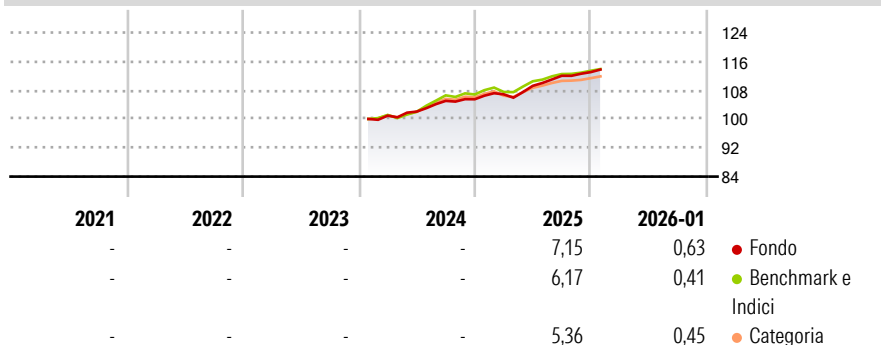
Morningstar Rating™

Senza rating

Obiettivo d'Investimento Dichiarato

The Sub-Fund is actively managed. The Bloomberg Barclays Global Corporate ex-EM Fallen Angels 3% Issuer Capped TR Index is used to define the initial investment universe for individual security selection, for performance comparison as well as for internal risk monitoring purposes, without implying any particular constraints to the Sub-Fund's investments. The Sub-Fund's securities will generally be similar to those of the above-mentioned index but the security weightings are expected to differ materially. The Investment Manager may also select securities not included in the above-mentioned index in order to take advantage of investment opportunities. In addition to the above-mentioned index, the Bloomberg Barclays Global High Yield...

Rendimenti



Misure di Rischio


| | | | |
|-------------------|---|-----------------|---|
| 3Y Alpha | - | 3Y Sharpe Ratio | - |
| 3Y Beta | - | 3Y Std Dev | - |
| 3Y R-Squared | - | 3Y Risk | - |
| 3Y Info Ratio | - | 5Y Risk | - |
| 3Y Tracking Error | - | 10Y Risk | - |

Basati su Morningstar Global High-Yield Bond GR Hedged EUR (dove applicabile)

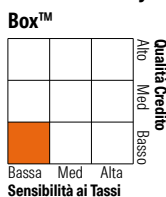
| Rend. Cumulati % | Fondo | Bmk | Cat | Rendimenti Trimestrali % | Q1 | Q2 | Q3 | Q4 |
|------------------|-------|------|------|--------------------------|------|------|------|------|
| 3-Mesi | 1,80 | 1,56 | 1,35 | 2026 | - | - | - | - |
| 6-Mesi | 3,80 | 2,61 | 2,37 | 2025 | 1,30 | 2,22 | 2,56 | 0,90 |
| 1-Anno | 7,19 | 5,51 | 4,99 | 2024 | - | 1,12 | 2,91 | 0,43 |
| 3-Anni Ann.ti | - | - | - | 2023 | - | - | - | - |
| 5-Anni Ann.ti | - | - | - | 2022 | - | - | - | - |
| 10-Anni Ann.ti | - | - | - | | | | | |

Rendimenti aggiornati al 03/02/2026

Portafoglio 30/09/2025



Fixed Income Style Box™



Duration Effettiva -
Maturità effettiva -
Qualità Credito Media BB

| Credit Quality % | Fond | Credit Quality % | Fond |
|------------------|------|------------------|-------|
| AAA | 0,00 | BBB | 1,50 |
| AA | 0,00 | BB | 86,90 |
| A | 0,00 | B | 8,00 |
| | | Below B | 0,20 |
| | | Not Rated | 3,40 |

Titoli principali

| Nome | Settore | % |
|---|---------|-------|
| T-Notes 5Yr Future Dec25 | — | 18,03 |
| Trsbp Cy11 Eu270326p-Trsbp... | — | 3,43 |
| Aroundtown Finance S.a.r.l.... | — | 2,09 |
| Vodafone Group PLC 7% | — | 2,07 |
| Dresdner Funding Trust I... | — | 1,64 |
| Bayer AG 3.125% | — | 1,49 |
| Trsbp Cy10 Us270326p-Trsbp... | — | 1,46 |
| Wintershall Dea Finance 2... | — | 1,36 |
| Aroundtown Finance S.a.r.l.... | — | 1,30 |
| ELO SA 4.875% | — | 1,24 |
| % Primi 10 Titoli sul Patrimonio | | 34,11 |
| Numero Complessivo di Titoli Azionari | | 0 |
| Numero Complessivo di Titoli Obbligazionari | | 269 |

Fixed Income Sector Weightings %

| | Fondo |
|----------------------------|--------------|
| ■ Governativo | -4,19 |
| ■ Societario | 105,03 |
| ■ Cartolarizzazioni | 0,05 |
| ■ Enti Locali | 0,00 |
| ■ Liquidità ed equivalenti | 0,79 |
| ■ Derivati | -1,68 |
| Coupon Range % | Fondo |
| 0 coupon | 0,00 |
| Da 0 a 4 cedole | 25,48 |
| Da 4 a 6 cedole | 40,77 |
| Da 6 a 8 cedole | 28,70 |
| Da 8 a 10 cedole | 5,05 |
| Da 10 a 12 cedole | 0,00 |
| Oltre 12 cedole | 0,00 |

Scadenze %

| | Fondo |
|------------|-------|
| da 1 a 3 | 14,36 |
| da 3 a 5 | 20,16 |
| da 5 a 7 | 10,88 |
| da 7 a 10 | 6,06 |
| da 10 a 15 | 5,08 |
| da 15 a 20 | 4,20 |
| da 20 a 30 | 3,01 |
| oltre 30 | 18,40 |

Anagrafica

| | | | | | |
|----------------------|---------------------------------|-------------------------|--------------|------------------------------|-------|
| Società di Gestione | Lombard Odier Funds (Europe) SA | Patrimonio Classe (Mln) | 12,79 EUR | Investimento Min. Ingresso | - |
| Telefono | 00352 27 78 5000 | Domicilio | LUSSEMBURGO | Investimento Min. Successivo | - |
| Web | www.loim.com | Valuta del Fondo | EUR | T.E.R. | 0,43% |
| Data di Partenza | 23/01/2024 | UCITS | Si | Spese correnti | 0,44% |
| Nome del Gestore | - | Inc/Acc | Acc | Commissione di incentivo | - |
| Data Inizio Gestione | 30/11/2021 | ISIN | LU2346313906 | | |
| NAV (03/02/2026) | EUR 11,03 | | | | |

LO Funds - Fallen Angels Recovery Syst. Multi Ccy Hdg X1, (EUR) MA

| | |
|------------------------|------------|
| Patrimonio Netto (Mln) | 404,48 USD |
| (30/09/2025) | |