

Morgan Stanley Investment Funds - Emerging Markets Local Income Fund AHR

Categoria Morningstar™
EUR
 Azionari Paesi Emergenti Valuta
 Locale

Benchmark Morningstar
 Morningstar Emerging Markets
 Government Bond Local Currency GR USD
 Usato nel Report

Benchmark Dichiarato
 JPM GBI-EM Global Diversified TR USD

Morningstar Rating™
 Senza rating

Obiettivo d'Investimento Dichiarato

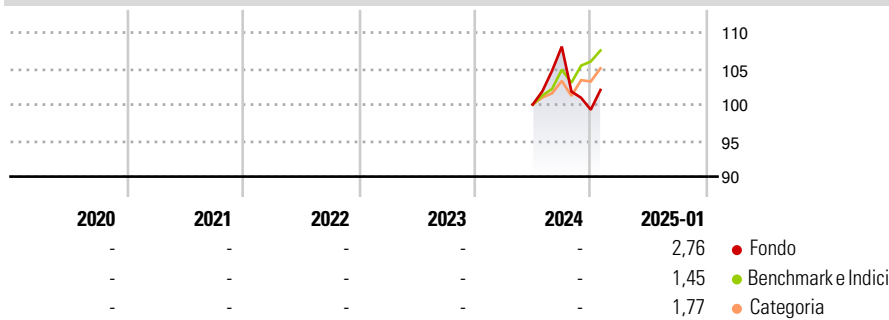
The Fund's investment objective is to increase the value of your investment through a combination of income and growth of capital (total return). The fund invests, directly or indirectly through derivatives, at least 70% of total net assets in government and corporate bonds issued in emerging markets or denominated in an emerging market currency. Some of these investments may be below investment grade (high yield bonds).

Misure di Rischio

| | | | |
|-------------------|---|-----------------|---|
| 3Y Alpha | - | 3Y Sharpe Ratio | - |
| 3Y Beta | - | 3Y Std Dev | - |
| 3Y R-Squared | - | 3Y Risk | - |
| 3Y Info Ratio | - | 5Y Risk | - |
| 3Y Tracking Error | - | 10Y Risk | - |

Basati su Morningstar Emerging Markets Government Bond Local Currency GR USD (dove applicabile)


Rendimenti



| Rend. Cumulati % | Fondo | Bmk | Cat | Rendimenti Trimestrali % | Q1 | Q2 | Q3 | Q4 |
|------------------|-------|------|------|--------------------------|----|----|------|-------|
| 3-Mesi | 0,35 | 4,50 | 3,85 | 2025 | - | - | - | - |
| 6-Mesi | 0,71 | 7,69 | 6,43 | 2024 | - | - | 8,05 | -8,11 |
| 1-Anno | - | - | - | 2023 | - | - | - | - |
| 3-Anni Ann.ti | - | - | - | 2022 | - | - | - | - |
| 5-Anni Ann.ti | - | - | - | 2021 | - | - | - | - |
| 10-Anni Ann.ti | - | - | - | | | | | |

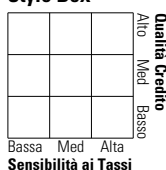
Rendimenti aggiornati al 07/02/2025

Portafoglio 30/09/2024



Fixed Income

Style Box™



| Fondo | Credit Quality % | Fond | Credit Quality % | Fond |
|-----------------------|------------------|------|------------------|------|
| Duration Effettiva | - | 0 | - | 0 |
| Maturità effettiva | - | | | |
| Qualità Credito Media | | | | |

Titoli principali

| Nome | Settore | % |
|---|---------|-------|
| South Africa (Republic of) | — | 3,74 |
| Egypt (Arab Republic of) | — | 3,23 |
| South Africa (Republic of) | — | 2,68 |
| Mexico (United Mexican States) | — | 2,61 |
| Poland (Republic of) | — | 2,59 |
| United States Treasury Bills | — | 2,27 |
| Indonesia (Republic of) | — | 1,96 |
| United States Treasury Bills | — | 1,82 |
| Serbia (Republic Of) | — | 1,70 |
| Uzbek Industrial and... | — | 1,68 |
| % Primi 10 Titoli sul Patrimonio | | 24,27 |
| Numero Complessivo di Titoli Azionari | | 0 |
| Numero Complessivo di Titoli Obbligazionari | | 196 |

Fixed Income Sector Weightings %

| Fondo | Scadenze % | Fondo | |
|--------------------------|--------------|------------|-------|
| Governativo | 78,82 | da 1 a 3 | 10,93 |
| Societario | 3,69 | da 3 a 5 | 11,35 |
| Cartolarizzazioni | 0,00 | da 5 a 7 | 8,80 |
| Enti Locali | 0,00 | da 7 a 10 | 22,84 |
| Liquidità ed equivalenti | 17,48 | da 10 a 15 | 22,38 |
| Derivati | 0,00 | da 15 a 20 | 9,02 |
| | | da 20 a 30 | 4,25 |
| | | oltre 30 | 0,00 |
| Coupon Range % | Fondo | | |
| 0 coupon | 8,51 | | |
| Da 0 a 4 cedole | 15,37 | | |
| Da 4 a 6 cedole | 13,46 | | |
| Da 6 a 8 cedole | 30,77 | | |
| Da 8 a 10 cedole | 17,97 | | |
| Da 10 a 12 cedole | 1,60 | | |
| Oltre 12 cedole | 12,33 | | |

Anagrafica

| | | | | | |
|------------------------|--|-------------------------|--------------|------------------------------|-------|
| Società di Gestione | MSIM Fund Management (Ireland) Limited | Patrimonio Classe (Mln) | 2,03 EUR | Investimento Min. Ingresso | - |
| Telefono | - | Domicilio | LUSSEMBURGO | Investimento Min. Successivo | - |
| Web | www.morganstanley.com/im | Valuta del Fondo | EUR | T.E.R. | 1,67% |
| Data di Partenza | 19/06/2024 | UCITS | Si | Spese correnti | 1,67% |
| Nome del Gestore | - | Inc/Acc | Inc | Commissione di incentivo | - |
| Data Inizio Gestione | 08/08/2024 | ISIN | LU2802095625 | | |
| NAV (07/02/2025) | EUR 24,50 | | | | |
| Patrimonio Netto (Mln) | 658,80 USD | | | | |

(30/09/2024)