

North American Growth Fineco AM Fund Class A EUR Accumulation

Categoria Morningstar™

Azionari USA Large Cap Growth

Benchmark Morningstar

Morningstar US Large-Mid Cap Broad

Growth NR USD

Usato nel Report

Benchmark Dichiarato

MSCI North American Growth 10/40

Morningstar Rating™

Senza rating

Obiettivo d'Investimento Dichiarato

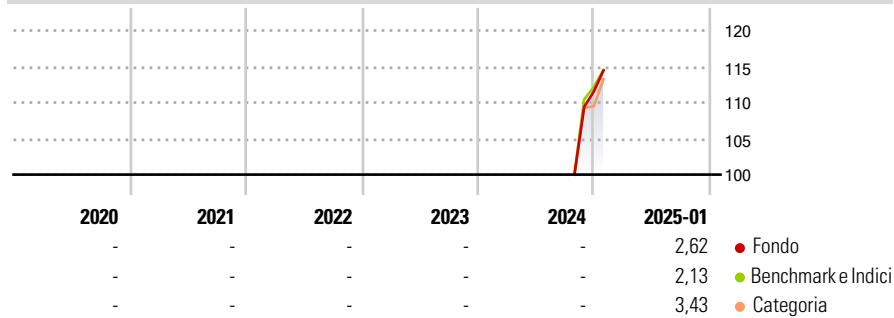
The investment objective of the Fund is to achieve long-term capital growth. The Fund seeks to achieve its investment objective by investing principally in equities, equity related securities including preferred stocks equity-linked instruments such as American depositary receipts and global depositary receipts, participation notes, and rights and warrants of primarily large-cap north American growth companies (companies with a market capitalization typically exceeding \$10 billion) conducting the majority of their business activities in North America across any business or market sector.

Misure di Rischio

| | | | |
|-------------------|---|-----------------|---|
| 3Y Alpha | - | 3Y Sharpe Ratio | - |
| 3Y Beta | - | 3Y Std Dev | - |
| 3Y R-Squared | - | 3Y Risk | - |
| 3Y Info Ratio | - | 5Y Risk | - |
| 3Y Tracking Error | - | 10Y Risk | - |

Basati su Morningstar US Large-Mid Cap Broad Growth NR USD (dove applicabile)


Rendimenti



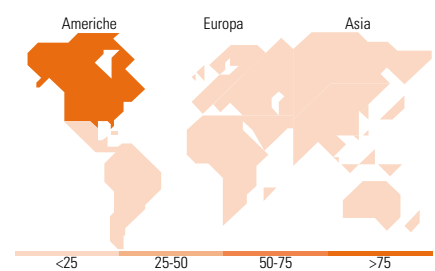
| Rend. Cumulati % | Fondo | Bmk | Cat | Rendimenti Trimestrali % | Q1 | Q2 | Q3 | Q4 |
|------------------|-------|-------|-------|--------------------------|----|----|----|----|
| 3-Mesi | 14,43 | 14,53 | 13,34 | 2025 | - | - | - | - |
| 6-Mesi | - | - | - | 2024 | - | - | - | - |
| 1-Anno | - | - | - | 2023 | - | - | - | - |
| 3-Anni Ann.ti | - | - | - | 2022 | - | - | - | - |
| 5-Anni Ann.ti | - | - | - | 2021 | - | - | - | - |
| 10-Anni Ann.ti | - | - | - | | | | | |

Rendimenti aggiornati al 03/02/2025

Portafoglio 31/01/2025



| Style Box | Mkt Cap % | Fondo |
|--|-----------------|------------|
| Azionaria | Giant | 56,88 |
| | Large | 30,07 |
| | Medium | 13,05 |
| | Small | 0,00 |
| | Micro | 0,00 |
| Capitalizzazione media di mercato | Ave Mkt Cap USD | 444.623,11 |



Titoli principali

| Nome | Settore | % |
|---|---------|-------|
| Apple Inc | | 8,29 |
| Amazon.com Inc | | 8,02 |
| Microsoft Corp | | 7,32 |
| Alphabet Inc Class C | | 6,33 |
| NVIDIA Corp | | 6,14 |
| Broadcom Inc | | 3,97 |
| Netflix Inc | | 3,31 |
| Eli Lilly and Co | | 2,81 |
| Visa Inc Class A | | 2,63 |
| Mastercard Inc Class A | | 1,96 |
| % Primi 10 Titoli sul Patrimonio | | 50,79 |
| Numero Complessivo di Titoli Azionari | | 85 |
| Numero Complessivo di Titoli Obbligazionari | | 0 |

| Distribuzione Settoriale % | Fondo |
|-----------------------------|--------------|
| Ciclico | 23,61 |
| Materie Prime | 2,26 |
| Beni di Consumo Ciclici | 13,10 |
| Finanza | 7,87 |
| Immobiliare | 0,39 |
| Sensibile | 64,44 |
| Telecomunicazioni | 13,22 |
| Energia | 1,36 |
| Beni Industriali | 5,78 |
| Tecnologia | 44,08 |
| Difensivo | 11,95 |
| Beni Difensivi | 2,64 |
| Salute | 8,92 |
| Servizi di Pubblica Utilità | 0,40 |

Anagrafica

| | | | | | |
|----------------------|-----------------------------|-------------------------|--------------|------------------------------|-----------|
| Società di Gestione | Fineco Asset Management DAC | Patrimonio Classe (Mln) | 3,27 EUR | Investimento Min. Ingresso | 1.000 EUR |
| Telefono | - | Domicilio | IRLANDA | Investimento Min. Successivo | 100 EUR |
| Web | - | Valuta del Fondo | EUR | T.E.R. | - |
| Data di Partenza | 23/10/2024 | UCITS | Si | Spese correnti | - |
| Nome del Gestore | - | Inc/Acc | Acc | Commissione di incentivo | - |
| Data Inizio Gestione | - | ISIN | IE0006EV3N30 | | |
| NAV (03/02/2025) | EUR 111,91 | | | | |

North American Growth Fineco AM Fund Class A EUR Accumulation

Patrimonio Netto (Mln) 101,51 USD

(31/01/2025)