

# Edmond de Rothschild SICAV - Ultim A EUR

## Categoria Morningstar™

Bilanciati Flessibili USD

## Benchmark Morningstar

Morningstar EAA USD Mod Target

Allocation NR USD

Usato nel Report

## Benchmark Dichiarato

40% Bloomberg Global Aggregate EUR,

60% MSCI World NR EUR

## Morningstar Rating™

Senza rating

### Obiettivo d'Investimento Dichiarato

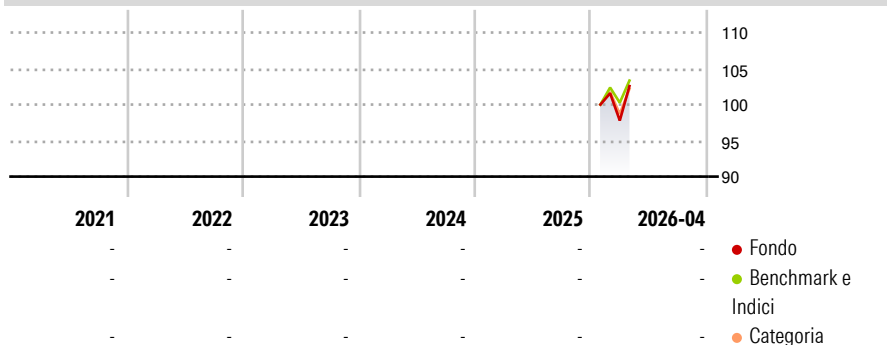
The aim of the Sub-fund, over its recommended investment horizon, is to provide partial exposure to the performance of Northern American equity markets, while at the same time implementing full or partial permanent equity risk hedging on futures and options markets based on the Manager's expectations. The Sub-fund is actively managed, which means that the Manager makes investment decisions with the aim of achieving the Sub-fund's objective and investment policy. This active management includes taking decisions related to asset selection, regional allocation, sectoral views and overall market exposure. The Manager is in no way limited by the composition of the benchmark index in the positioning of the portfolio, and the Sub-fund may not...

### Misure di Rischio

3Y Alpha	-	3Y Sharpe Ratio	-
3Y Beta	-	3Y Std Dev	-
3Y R-Squared	-	3Y Risk	-
3Y Info Ratio	-	5Y Risk	-
3Y Tracking Error	-	10Y Risk	-

Basati su Morningstar EAA USD Mod Target Allocation NR USD (dove applicabile)

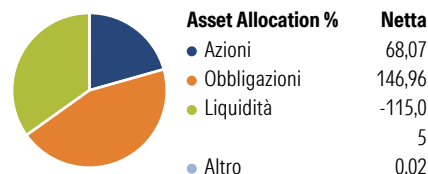
### Rendimenti



Rend. Cumulati %	Fondo	Bmk	Cat	Rendimenti Trimestrali %	Q1	Q2	Q3	Q4
3-Mesi	3,80	3,76	3,05	2026	-	-	-	-
6-Mesi	-	-	-	2025	-	-	-	-
1-Anno	-	-	-	2024	-	-	-	-
3-Anni Ann.ti	-	-	-	2023	-	-	-	-
5-Anni Ann.ti	-	-	-	2022	-	-	-	-
10-Anni Ann.ti	-	-	-					

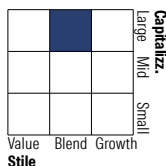
Rendimenti aggiornati al 12/05/2026

### Portafoglio 31/03/2026

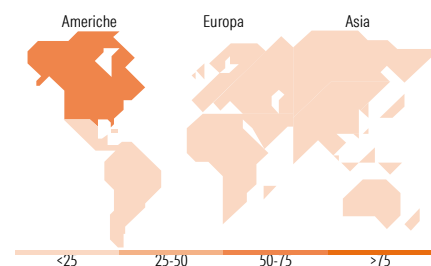


### Morningstar Style Box®

#### Stile Azionario



#### Reddito Fisso



### Titoli principali

Nome	Settore	%
E-mini S&P 500 Future June 26	-	23,35
Short-Term Euro BTP Future...	-	16,03
Euro Schatz Future June 26	-	10,68
United States Treasury Notes...	-	8,69
United States Treasury Notes...	-	7,67
MSCI Europe Net Total Return...	-	5,13
United States Treasury Notes...	-	4,81
Finland (Republic Of) 3%	-	3,20
United States Treasury Notes...	-	3,18
Amundi Fds Cash USD J2 USD C	-	3,05
% Primi 10 Titoli sul Patrimonio		85,79
Numero Complessivo di Titoli Azionari		121
Numero Complessivo di Titoli Obbligazionari		78

### Distribuzione Settoriale %

	Fondo
Ciclico	29,40
Sensibile	53,15
Difensivo	17,45

### Fixed Income Sector Weightings %

	Fondo
Governativo	614,64
Societario	30,18
Cartolarizzazioni	0,00
Enti Locali	0,00
Liquidità ed equivalenti	-775,73
Derivati	230,92

### Ripartizione Geografica %

	Fondo
<b>America</b>	<b>68,21</b>
Stati Uniti	64,96
Canada	2,89
America Latina e Centrale	0,35
<b>Europa</b>	<b>27,03</b>
Regno Unito	2,96
Europa Occidentale - Euro	20,50
Europa Occidentale - Non Euro	2,97
Europa dell'Est	0,08
Africa	0,15
Medio Oriente	0,37
<b>Asia</b>	<b>4,76</b>
Giappone	0,60
Australasia	0,10
Asia - Paesi Sviluppati	2,19
Asia - Emergente	1,87

### Anagrafica

Società di Gestione	Edmond de Rothschild Asset Management (France)	Patrimonio Classe (Mln)	0,48 EUR	Investimento Min. Ingresso	1 Quota
Telefono	01 40 17 25 25	Domicilio	FRANCIA	Investimento Min. Successivo	1/1.000 Quota
Web	https://www.edmond-de-rothschild.com/site/	Valuta del Fondo	EUR	T.E.R.	-
		UCITS	Si	Spese correnti	1,35%
		Inc/Acc	Acc	Commissione di incentivo	15,00%

# Edmond de Rothschild SICAV - Ultim A EUR

---

	France/fr/asset- management	ISIN	FR0014007Q54
Data di Partenza	02/01/2026		
Nome del Gestore	Michaël Nizard		
Data Inizio Gestione	24/04/2019		
NAV <sup>(12/05/2026)</sup>	EUR 105,15		
Patrimonio Netto (Mln) <sup>(31/03/2026)</sup>	181,20 USD		