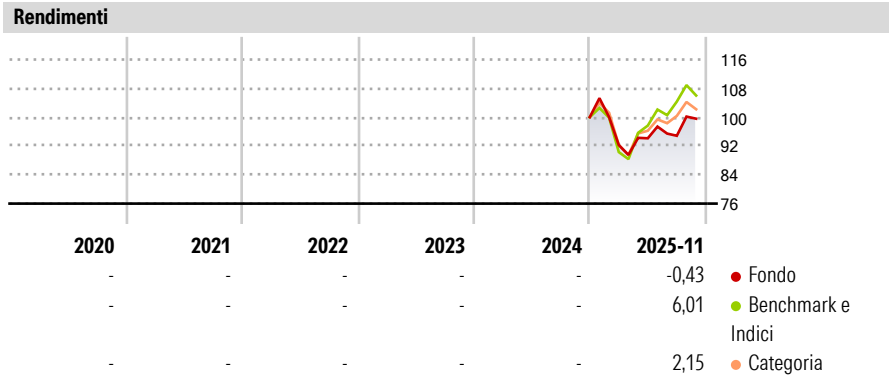


T. Rowe Price Funds SICAV - Global Impact Equity Fund E (GBP)

Categoria Morningstar™	Benchmark Morningstar	Benchmark Dichiarato	Morningstar Rating™
Azionari Internazionali Large Cap Growth	Morningstar Global Growth Target Market Exposure NR USD Usato nel Report	MSCI ACWI NR USD	Senza rating

Obiettivo d'Investimento Dichiarato

To have a positive impact on the environment and society by investing primarily in sustainable investments, where the companies' current or future business activities are expected to generate a positive impact whilst at the same time seeking to increase the value of its shares, over the long term, through growth in the value of its investments.



Misure di Rischio

3Y Alpha	-	3Y Sharpe Ratio	-
3Y Beta	-	3Y Std Dev	-
3Y R-Squared	-	3Y Risk	-
3Y Info Ratio	-	5Y Risk	-
3Y Tracking Error	-	10Y Risk	-

Basati su Morningstar Global Growth Target Market Exposure NR USD (dove applicabile)

Rend. Cumulati %	Fondo	Bmk	Cat	Rendimenti Trimestrali %	Q1	Q2	Q3	Q4
3-Mesi	2,51	0,32	0,69	2025	-7,74	2,03	0,75	-
6-Mesi	5,17	8,24	4,31	2024	-	-	-	-
1-Anno	-4,03	3,78	-2,73	2023	-	-	-	-
3-Anni Ann.ti	-	-	-	2022	-	-	-	-
5-Anni Ann.ti	-	-	-	2021	-	-	-	-
10-Anni Ann.ti	-	-	-					

Rendimenti aggiornati al 18/12/2025

Portafoglio 30/11/2025



Value

Blend

Growth

Large

Mid

Small

Value

Blend

Growth

Large

Mid

Small

Value

Blend

Growth

Large

Mid

Small

Value

Blend

Growth

Large

Mid

Small

Value

Blend

Growth

Large

Mid

Small

Value

Blend

Growth

Large

Mid

Small

Value

Blend

Growth

Large

Mid

Small

Value

Blend

Growth

Large

Mid

Small

Value

Blend

Growth

Large

Mid

Small

Value

Blend

Growth

Large

Mid

Small

Value

Blend

Growth

Large

Mid

Small

Value

Blend

Growth

Large

Mid

Small

Value

Blend

Growth

Large

Mid

Small

Value

Blend

Growth

Large

Mid

Small

Value

Blend

Growth

Large

Mid

Small

Value

Blend

Growth

Large

Mid

Small

Value

Blend

Growth

Large

Mid

Small

Value

Blend

Growth

Large

Mid

Small

Value

Blend

Growth

Large

Mid

Small

Value

Blend

Growth

Large

Mid

Small

Value

Blend

Growth

Large

Mid

Small

Value

Blend

Growth

Large

Mid

Small

Value

Blend

Growth

Large

Mid

Small

Value

Blend

Growth

Large

Mid

Small

Value

Blend

Growth

Large

Mid

Small

Value

Blend

Growth

Large

Mid

Small

Value

Blend

Growth

Large

Mid

Small

Value

Blend

Growth

Large

Mid

Small

Value

Blend

Growth

Large

Mid

Small

Value

Blend

Growth

Large

Mid

Small

Value

Blend

Growth

Large

Mid

Small

Value

Blend

Growth

Large

Mid

Small

Value

Blend

Growth

Large

Mid

Small

Value

Blend

Growth

Large

Mid

Small

Value

Blend

Growth

Large

Mid

Small

Value

Blend

Growth

Large

Mid

Small

Value

Blend

Growth

Large

Mid

Small

Value

Blend

Growth

Large

Mid

Small

Value

Blend

Growth

Large

Mid

Small

Value

Blend

Growth

Large

Mid

Small

Value

Blend

Growth

Large

Mid

Small

Value

Blend

Growth

Large

Mid

Small

Value

Blend

Growth

Large

Mid

Small

Value

Blend

Growth

Large

Mid

Small

Value

Blend

Growth

Large

Mid

Small

Value

Blend

Growth

Large

Mid

Small

Value

Blend

Growth

Large

Mid

Small

Value

Blend

Growth

Large

Mid

Small

Value

Blend

Growth

Large

Mid

Small

Value

Blend

Growth

Large

Mid

Small

Value

Blend

Growth

Large

Mid

Small

Value

Blend

Growth

Large

Mid

Small

Value

Blend

Growth

Large

Mid

Small

Value

Blend

Growth

Large

Mid

Small

Value

Blend

Growth

Large

Mid

Small

Value

Blend

Growth

Large

Mid

Small

Value

Blend

Growth

Large

Mid

Small

Value

Blend

Growth

Large

Mid

Small

Value

Blend

Growth

Large

Mid

Small

Value

Blend

Growth

Large

Mid

Small

Value

Blend

Growth

Large

Mid

Small

Value

Blend

Growth

Large

Mid

Small

Value

Blend

Growth

Large

Mid

Small

Value

Blend

Growth

Large

Mid

Small

Value

Blend

Growth

Large

Mid

Small

Value

Blend

Growth

Large

Mid

Small

Value

Blend

Growth

Large

Mid

Small

Value

Blend

Growth

Large

Mid

Small

Value

Blend

Growth

Large

Mid

Small

Value

Blend

Growth

Large

Mid

Small

Value

Blend

Growth

Large

Mid

Small

Value

Blend

Growth

Large

Mid

Small

Value

Blend

Growth

Large

Mid

Small

Value

Blend

Growth

Large

Mid

Small

Value

Blend

Growth

Large

Mid

Small

Value

Blend

Growth

Large

Mid

Small

Value

Blend

Growth

Large

Mid

Small

Value

Blend

Growth

Large

Mid

Small

Value

Blend

Growth

Large

Mid

Small

Value

Blend

Growth

Large

Mid

Small

Value

Blend

Growth

Large

Mid

Small

Value

Blend

Growth

Large

Mid

Small

Value

Blend

Growth

Large

Mid

Small

Value

Blend















Growth

Large



Titoli principali

Nome	Settore	%
Broadcom Inc	Software	3,14
Linde PLC	Chimica	2,87
Popular Inc	Finanza	2,23
ASML Holding NV	Macchine	2,22
TE Connectivity PLC...	Macchine	2,20
Waste Connections Inc	Industria	2,06
Thermo Fisher Scientific Inc	Chimica	1,99
ASTRAZENECA STOCK	Chimica	1,98
Danaher Corp	Chimica	1,94
Kotak Mahindra Bank Ltd	Finanza	1,93
% Primi 10 Titoli sul Patrimonio		22,55
Numero Complessivo di Titoli Azionari		65
Numero Complessivo di Titoli Obbligazionari		1

Distribuzione Settoriale %		Fondo
<hr/>		
 Ciclico		21,99
 Materie Prime		2,93
 Beni di Consumo Ciclici		3,59
 Finanza		15,47
 Immobiliare		-
<hr/>		
 Sensibile		54,66
 Telecomunicazioni		2,73
 Energia		-
 Beni Industriali		22,96
 Tecnologia		28,97
<hr/>		
 Difensivo		23,34
 Beni Difensivi		-
 Salute		18,99
 Servizi di Pubblica Utilità		4,35

Ripartizione Geografica %	Fondo
America	66,77
Stati Uniti	56,93
Canada	3,91
America Latina e Centrale	5,93
Europa	16,28
Regno Unito	3,88
Europa Occidentale - Euro	11,48
Europa Occidentale - Non Euro	0,92
Europa dell'Est	0,00
Africa	0,00
Medio Oriente	0,00
Asia	16,95
Giappone	3,02
Australasia	0,00
Asia - Paesi Sviluppati	3,21
Asia - Emergente	10,72

Anagrafica

Società di Gestione	T. Rowe Price (Luxembourg) Management S.à r.l.	Patrimonio Classe (Mln)	0,05 GBP	Investimento Min. Ingresso	1.000.000 USD
Telefono	+441268466339	Domicilio	LUSSEMBURGO	Investimento Min. Successivo	-
Web	www.troweprice.com	Valuta del Fondo	GBP	T.E.R.	-
Data di Partenza	11/12/2024	UCITS	Si	Spese correnti	0,72%
Nome del Gestore	-	Inc/Acc	Acc	Commissione di incentivo	-
Data Inizio Gestione	08/10/2021	ISIN	LU2933581501		
NAV (18/12/2025)	GBP 10,02				

T. Rowe Price Funds SICAV - Global Impact Equity Fund E (GBP)

Patrimonio Netto (Mln)	19,10 USD
(30/11/2025)	