

BlueBay Funds - BlueBay Investment Grade Global Aggregate Bond Fund - Q - EUR

Categoria Morningstar™

(B Hedged) accumulativo

Benchmark Morningstar

Benchmark Morningstar Global Core Bond GR Hedged

EUR

Usato nel Report

Benchmark Dichiarato

Bloomberg Global Aggregate TR USD

Morningstar Rating™

Senza rating

Obiettivo d'Investimento Dichiarato

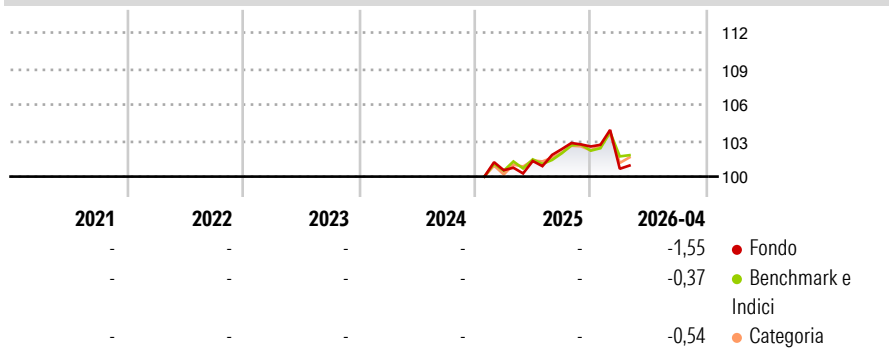
The Sub-Fund is actively managed and targets better returns than its benchmark, the Bloomberg Global Aggregate Bond Index USD unhedged, by investing in a portfolio of investment grade-rated fixed income securities while taking into account ESG considerations. There are no restrictions on the extent to which the Sub-Fund's portfolio and performance may deviate from the ones of the benchmark. As part of the investment process, the Investment Manager has full discretion over the composition of the Sub-Fund's portfolio and may take exposure to companies, countries or sectors not included in the benchmark.

Misure di Rischio

3Y Alpha	-	3Y Sharpe Ratio	-
3Y Beta	-	3Y Std Dev	-
3Y R-Squared	-	3Y Risk	-
3Y Info Ratio	-	5Y Risk	-
3Y Tracking Error	-	10Y Risk	-

Basati su Morningstar Global Core Bond GR Hedged EUR (dove applicabile)


Rendimenti



Rend. Cumulati %	Fondo	Bmk	Cat	Rendimenti Trimestrali %	Q1	Q2	Q3	Q4
3-Mesi	-2,62	-1,50	-1,32	2026	-1,81	-	-	-
6-Mesi	-1,95	-0,79	-0,73	2025	-	0,77	0,98	0,21
1-Anno	1,36	1,49	1,55	2024	-	-	-	-
3-Anni Ann.ti	-	-	-	2023	-	-	-	-
5-Anni Ann.ti	-	-	-	2022	-	-	-	-
10-Anni Ann.ti	-	-	-	2022	-	-	-	-

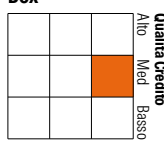
Rendimenti aggiornati al 12/05/2026

Portafoglio 31/03/2026



Fixed Income Style

Box™



Sensibilità ai Tassi

Fixed Income Sector Weightings %

	Fondo
Governativo	65,73
Societario	27,91
Cartolarizzazioni	17,37
Enti Locali	0,00
Liquidità ed equivalenti	-362,99
Derivati	351,97

Coupon Range %

	Fondo
0 coupon	2,75
Da 0 a 4 cedole	54,84
Da 4 a 6 cedole	18,60
Da 6 a 8 cedole	19,20
Da 8 a 10 cedole	0,59
Da 10 a 12 cedole	0,00
Oltre 12 cedole	4,01

Credit Quality %

	Fondo	Credit Quality %	Fondo
AAA	11,50	BBB	25,86
AA	27,65	BB	7,76
A	23,49	B	0,00
		Below B	0,00
		Not Rated	3,74

Titoli principali

Nome	Settore	%
Fnma Pass-Thru I	-	14,67
United States Treasury Notes...	-	7,61
China (People's Republic Of)...	-	4,22
5 Year Treasury Note Future...	-	3,02
Germany (Federal Republic...	-	2,99
United States Treasury Notes...	-	2,74
China (People's Republic Of)...	-	2,48
US Treasury Bond Future June...	-	2,35
Germany (Federal Republic...	-	2,30
Colombia (Republic Of) 13.25%	-	2,30
% Primi 10 Titoli sul Patrimonio		44,68
Numero Complessivo di Titoli Azionari		0
Numero Complessivo di Titoli Obbligazionari		315

Anagrafica

Società di Gestione	BlueBay Funds Management Company S.A.	Patrimonio Classe (Mln)	48,42 EUR	Investimento Min. Ingresso	-
Telefono	-	Domicilio	LUSSEMBURGO	Investimento Min. Successivo	-
Web	www.bluebayinvest.com	Valuta del Fondo	EUR	T.E.R.	0,41%
Data di Partenza	30/01/2025	UCITS	Si	Spese correnti	0,41%
Nome del Gestore	Mark Dowding	Inc/Acc	Acc	Commissione di incentivo	-
	Kaspar Hense	ISIN	LU2952567704		
	James Bailey				
Data Inizio Gestione	22/05/2015				
NAV (12/05/2026)	EUR 100,71				
Patrimonio Netto (Mln)	1.893,26 USD				

(31/03/2026)