

AXA World Funds - Global Income Generating Assets A Distribution EUR Hedged

Categoria Morningstar™

Bilanciati Moderati EUR

Benchmark Morningstar

Morningstar Euro Moderate Global Target

Allocation NR EUR

Usato nel Report

Benchmark Dichiarato

N/A

Morningstar Rating™

Senza rating

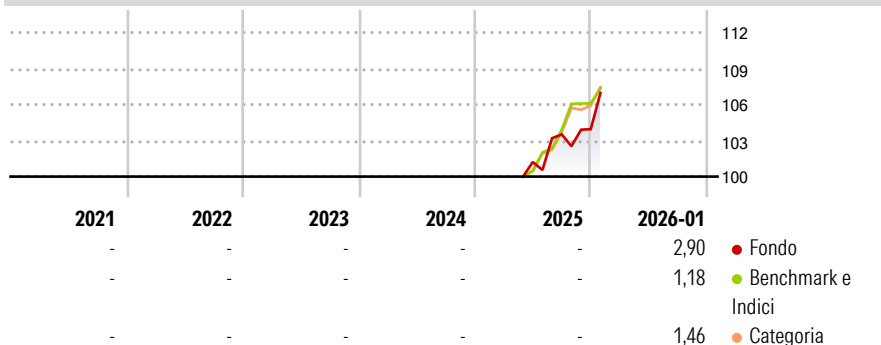
Obiettivo d'Investimento Dichiarato

The investment objective of the fund is to seek both regular income and growth of your investment in the medium term, in USD, through asset class diversification. The Sub-Fund is actively managed without reference to any benchmark. The Sub-Fund invests in equities, including high dividend equities, bonds of any type and credit rating or unrated, including high yield bonds. The Sub-Fund may also seek exposure to real estate through equities (including REITs). The Sub-Fund is not subject to any limitation on the portion of its net assets that may be invested in any one country or region, except that up to 25% of its net assets may be invested in emerging markets.

Misure di Rischio

3Y Alpha	-	3Y Sharpe Ratio	-
3Y Beta	-	3Y Std Dev	-
3Y R-Squared	-	3Y Risk	-
3Y Info Ratio	-	5Y Risk	-
3Y Tracking Error	-	10Y Risk	-



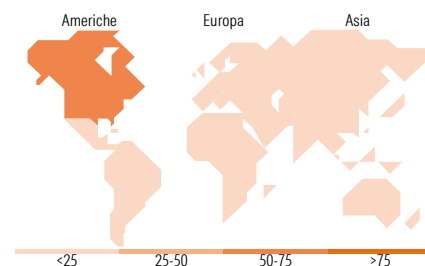

Basati su Morningstar Euro Moderate Global Target Allocation NR EUR (dove applicabile)

Rendimenti


Rend. Cumulati %	Fondo	Bmk	Cat
3-Mesi	7,54	2,10	2,58
6-Mesi	8,85	6,24	6,46
1-Anno	-	-	-
3-Anni Ann.ti	-	-	-
5-Anni Ann.ti	-	-	-
10-Anni Ann.ti	-	-	-

Rendimenti aggiornati al 11/02/2026

Rendimenti	Q1	Q2	Q3	Q4
Trimestrali %	-	-	-	-
2026	-	-	-	-
2025	-	-	2,27	0,42
2024	-	-	-	-
2023	-	-	-	-
2022	-	-	-	-

Portafoglio 31/01/2026

Morningstar Style Box®

Reddito Fisso

Titoli principali

Nome	Settore	%
S+p500 Emini Fut Mar26 Expo	—	3,10
Welltower Inc	🏠	2,49
Euro Stoxx 50 Mar26 Expo	—	2,14
Prologis Inc	🏠	2,03
Equinix Inc	🏠	1,79
Goodman Group	🏠	1,56
Simon Property Group Inc	🏠	1,29
Digital Realty Trust Inc	🏠	1,29
Mitsui Fudosan Co Ltd	🏠	1,11
Realty Income Corp	🏠	1,05
% Primi 10 Titoli sul Patrimonio		17,86
Numero Complessivo di Titoli Azionari		185
Numero Complessivo di Titoli Obbligazionari		241

Distribuzione Settoriale %

	Fondo
🔄 Ciclico	65,57
📈 Sensibile	18,45
🛡️ Difensivo	15,99

Fixed Income Sector Weightings %

	Fondo
🏛️ Governativo	0,00
⚙️ Societario	107,04
🏠 Cartolarizzazioni	0,00
🏢 Enti Locali	0,00
📄 Liquidità ed equivalenti	-7,04
📑 Derivati	0,00

Ripartizione Geografica %

	Fondo
America	60,65
Stati Uniti	58,60
Canada	0,39
America Latina e Centrale	1,66
Europa	18,03
Regno Unito	3,63
Europa Occidentale - Euro	9,03
Europa Occidentale - Non Euro	5,37
Europa dell'Est	0,00
Africa	0,00
Medio Oriente	0,00
Asia	21,31
Giappone	8,67
Australasia	4,59
Asia - Paesi Sviluppati	6,57
Asia - Emergente	1,48

Anagrafica

Società di Gestione	BNP PARIBAS ASSET MANAGEMENT Europe	Patrimonio Classe (Mln)	0,02 EUR	Investimento Min. Ingresso	-
Telefono	+33 (0)145 252 525	(11/02/2026)		Investimento Min. Successivo	-
Web	www.bnpparibas-am.fr	Domicilio	LUSSEMBURGO	T.E.R.	1,51%
Data di Partenza	27/05/2025	Valuta del Fondo	EUR	Spese correnti	-
Nome del Gestore	-	UCITS	Si	Commissione di incentivo	-
Data Inizio Gestione	-	Inc/Acc	Inc		
NAV (11/02/2026)	EUR 109,55	ISIN	LU2980850205		

AXA World Funds - Global Income Generating Assets A Distribution EUR Hedged

Patrimonio Netto (Mln)	56,11 USD
(31/01/2026)	