

European Specialist Investment Funds - M&G Total Return Credit Investment Fund

Category Morningstar™

Global USD Nav Hedged Acc

Benchmark Morningstar

Morningstar Global Core Bond GR Hedged

USD

Usato nel Report

Benchmark Dichiarato

Euribor 1 Month EUR

Morningstar Rating™

Senza rating

Obiettivo d'Investimento Dichiarato

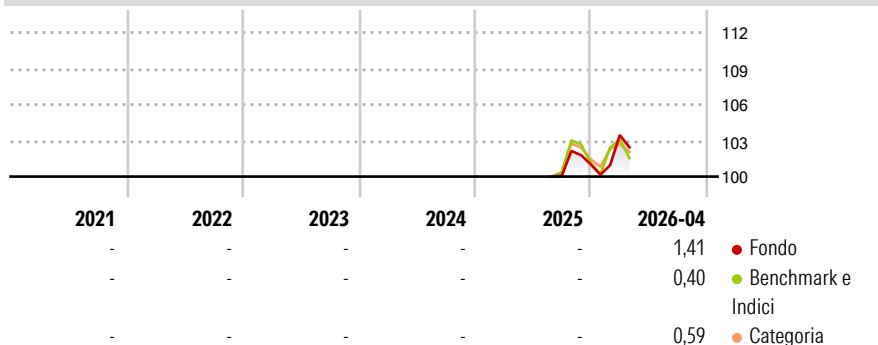
The Fund aims to provide a total return (the combination of income and capital growth) of the Benchmark plus 3-5% (gross of fees per annum), over any five-year period. The Fund invests at least 70% of its Net Asset Value in corporate and government bonds, cash (meaning deposits permitted by Article 41(1) of the Law of 2010) and near cash, Asset-Backed Securities and preference shares denominated in any currency. The Fund may invest a significant portion of its assets in Asset-Backed Securities. Issuers of these securities may be located in any country, including Emerging Markets. At least 75% of the Fund's assets will be denominated in EUR or hedged back to EUR. The Fund may invest in Convertible Bonds including up to 20% of its Net Asset...

Misure di Rischio

3Y Alpha	-	3Y Sharpe Ratio	-
3Y Beta	-	3Y Std Dev	-
3Y R-Squared	-	3Y Risk	-
3Y Info Ratio	-	5Y Risk	-
3Y Tracking Error	-	10Y Risk	-

Basati su Morningstar Global Core Bond GR Hedged USD (dove applicabile)


Rendimenti



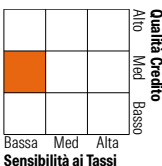
Rend. Cumulati %	Fondo	Bmk	Cat	Rendimenti	Q1	Q2	Q3	Q4
3-Mesi	2,24	0,18	0,75	2026	2,42	-	-	-
6-Mesi	0,87	-0,41	-0,28	2025	-	-	-	0,94
1-Anno	-	-	-	2024	-	-	-	-
3-Anni Ann.ti	-	-	-	2023	-	-	-	-
5-Anni Ann.ti	-	-	-	2022	-	-	-	-
10-Anni Ann.ti	-	-	-					

Rendimenti aggiornati al 12/05/2026

Portafoglio 31/03/2026



Fixed Income Style	Fondo
Box™	0,04
Duration Effettiva	-
Maturity effettiva	-
Qualità Credito Media	BBB



Credit Quality %	Fond	Credit Quality %	Fond
AAA	31,49	BBB	25,84
AA	10,43	BB	11,56
A	14,41	B	5,70
		Below B	0,57
		Not Rated	0,00

Titoli principali

Nome	Settore	%
Lloyds Banking Group PLC	-	4,52
Royal Bank Of Canada (Uk)	-	4,52
Bnp Paribas London Branch	-	3,41
HSBC Global Liq Euro...	-	2,18
MS Liquidity Fds Euro Lqdy...	-	2,18
BlackRock ICS Euro Liq Prem...	-	2,18
Stt Strt EUR Lqdy LVNAV...	-	2,18
Credit Agricole Cib	-	1,35
Deutsche Bank Ag	-	0,85
International Bank for...	-	0,83
% Primi 10 Titoli sul Patrimonio		24,21
Numero Complessivo di Titoli Azionari		1
Numero Complessivo di Titoli Obbligazionari		522

Fixed Income Sector Weightings %	Fondo
🏛️ Governativo	10,89
🏢 Societario	42,35
🏠 Cartolarizzazioni	16,63
🏢 Enti Locali	0,00
🏢 Liquidità ed equivalenti	30,13
🏢 Derivati	0,00
Coupon Range %	Fondo
0 coupon	4,71
Da 0 a 4 cedole	46,69
Da 4 a 6 cedole	31,20
Da 6 a 8 cedole	13,02
Da 8 a 10 cedole	3,10
Da 10 a 12 cedole	0,81
Oltre 12 cedole	0,48

Scadenze %	Fondo
da 1 a 3	23,80
da 3 a 5	23,59
da 5 a 7	19,05
da 7 a 10	12,10
da 10 a 15	3,04
da 15 a 20	2,53
da 20 a 30	2,10
oltre 30	8,10

Anagrafica

Società di Gestione	M&G Luxembourg S.A.	Patrimonio Classe (Mln)	1,47 USD	Investimento Min. Ingresso	500.000 USD
Telefono	-	(12/05/2026)		Investimento Min. Successivo	50.000 USD
Web	www.mandg.com	Domicilio	LUSSEMBURGO	T.E.R.	-
Data di Partenza	21/08/2025	Valuta del Fondo	USD	Spese correnti	-
Nome del Gestore	-	UCITS	Si	Commissione di incentivo	-
Data Inizio Gestione	04/03/2013	Inc/Acc	Acc		
NAV (12/05/2026)	USD 102,91	ISIN	LU3113160959		
Patrimonio Netto (Mln)	6.330,19 EUR				

(31/03/2026)