

# Neuberger Berman Sustainable Emerging Market Debt - Hard Currency Fund USD I2

**Categoria Morningstar™**  
Distributing Class

**Benchmark Morningstar**

Morningstar Emerging Markets Sovereign

Bond GR USD

Usato nel Report

**Benchmark Dichiarato**

JPM ESG EMBI Global Diversified TR EUR

**Morningstar Rating™**

Senza rating

## Obiettivo d'Investimento Dichiarato

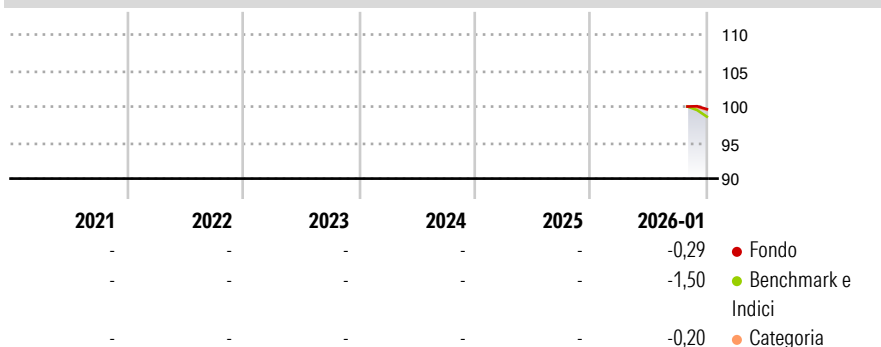
The Portfolio aims to achieve a target average return of 1-2% over the Benchmark (as specified in the "Benchmark" section below) before fees over a market cycle (typically 3 years) by investing primarily in Hard Currency-denominated debt issued in Emerging Market Countries. The Portfolio will invest primarily in debt securities and money market instruments issued by public or private issuers in Emerging Market Countries and/or countries which are part of the Benchmark which are denominated in Hard Currency. For the purposes of the Portfolio, Hard Currency is defined as US Dollar, Euro, Sterling, Japanese Yen and Swiss Franc and investors should also note that public issuers include corporate issuers that are, either directly or indirectly,...

## Misure di Rischio

3Y Alpha	-	3Y Sharpe Ratio	-
3Y Beta	-	3Y Std Dev	-
3Y R-Squared	-	3Y Risk	-
3Y Info Ratio	-	5Y Risk	-
3Y Tracking Error	-	10Y Risk	-

Basati su Morningstar Emerging Markets Sovereign Bond GR USD (dove applicabile)


## Rendimenti



Rend. Cumulati %	Fondo	Bmk	Cat	Rendimenti Trimestrali %	Q1	Q2	Q3	Q4
3-Mesi	0,01	-2,20	0,43	2026	-	-	-	-
6-Mesi	-	-	-	2025	-	-	-	-
1-Anno	-	-	-	2024	-	-	-	-
3-Anni Ann.ti	-	-	-	2023	-	-	-	-
5-Anni Ann.ti	-	-	-	2022	-	-	-	-
10-Anni Ann.ti	-	-	-					

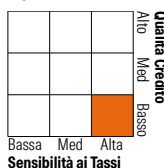
Rendimenti aggiornati al 03/02/2026

## Portafoglio 31/12/2025



## Fixed Income Style

Box™



Credit Quality %	Fond	Credit Quality %	Fond
AAA	2,67	BBB	28,95
AA	0,25	BB	40,93
A	8,24	B	9,81
		Below B	9,42
		Not Rated	-0,27

## Titoli principali

Nome	Settore	%
F/C Us 5yr Note (Cbt) Mar26	—	13,58
F/C Us Long Bond(Cbt) Mar26	—	4,88
F/C Us 2yr Note (Cbt) Mar26	—	4,70
F/C Us Ultra Bond Cbt Mar26	—	4,49
Peru (Republic Of)	—	2,29
Colombia (Republic Of)	—	2,17
Brazil (Federative Republic)	—	2,13
Ivory Coast (Republic Of)	—	2,11
% Primi 10 Titoli sul Patrimonio		36,35
Numero Complessivo di Titoli Azionari		0
Numero Complessivo di Titoli Obbligazionari		167

## Fixed Income Sector Weightings %

Settore	Fondo
Governativo	87,28
Societario	11,01
Cartolarizzazioni	0,00
Enti Locali	0,00
Liquidità ed equivalenti	1,91
Derivati	-0,20

Coupon Range %	Fondo
0 coupon	0,42
Da 0 a 4 cedole	23,34
Da 4 a 6 cedole	32,09
Da 6 a 8 cedole	37,21
Da 8 a 10 cedole	6,24
Da 10 a 12 cedole	0,70
Oltre 12 cedole	0,00

## Scadenze %

Scadenza	Fondo
da 1 a 3	2,83
da 3 a 5	11,38
da 5 a 7	13,06
da 7 a 10	41,58
da 10 a 15	18,19
da 15 a 20	2,29
da 20 a 30	7,26
oltre 30	3,18

## Anagrafica

Società di Gestione	Neuberger Berman Asset Management Ireland Limited	Patrimonio Classe (Mln)	4,56 USD	Investimento Min. Ingresso	-
Telefono	-	Domicilio	IRLANDA	Investimento Min. Successivo	-
Web	-	Valuta del Fondo	USD	T.E.R.	-
Data di Partenza	21/10/2025	UCITS	Si	Spese correnti	-
Nome del Gestore	-	Inc/Acc	Inc	Commissione di incentivo	-
Data Inizio Gestione	19/01/2022	ISIN	IE0001Q4WR60		
NAV (03/02/2026)	USD 10,23				

# Neuberger Berman Sustainable Emerging Market Debt - Hard Currency Fund USD I2

Patrimonio Netto (Mln) 781,29 USD

## Distributing Class